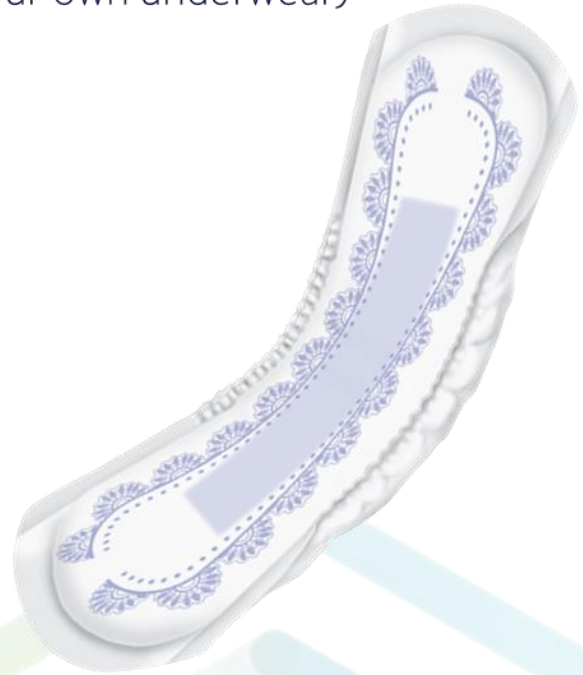


HOW TO USE PREVAIL® BLADDER CONTROL PADS

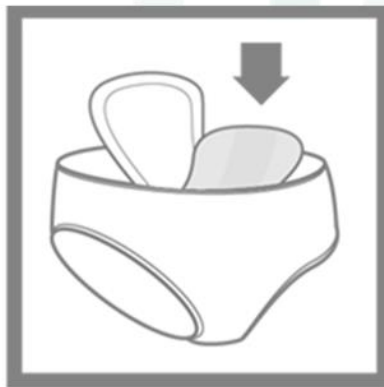
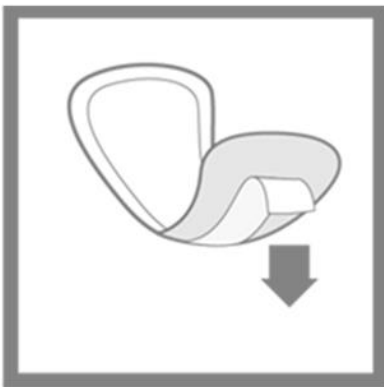
(Liner or Absorbent Pad worn inside your own underwear)

1. Open and unfold the product.
2. Peel off the sticky strip on the back.
3. Put the skinnier part of the pad on the crotch area of the underwear and the wider part at the back of the underwear.
4. With the sticky side down, press the pad so it sticks to the underwear.
5. Pull the underwear up and adjust as needed.



IMPORTANT NOTES:

- Do not use two products at once
- Do not flush products.



Worn inside underwear, not inside other incontinence products.